



 3
Bedrooms

 1
Bathroom



Downstairs you will find a large lounge with a fireplace, off the lounge is a handy utility area that gives access to the kitchen and family bathroom at the rear of the property.

On the first floor is bedroom 1 which is a fantastic size offering built in wardrobes, bedroom 2 is another great sized double bedroom overlooking the rear garden.

To the second floor you will find bedroom 3 which is yet another double and offers wardrobe space and eaves storage.

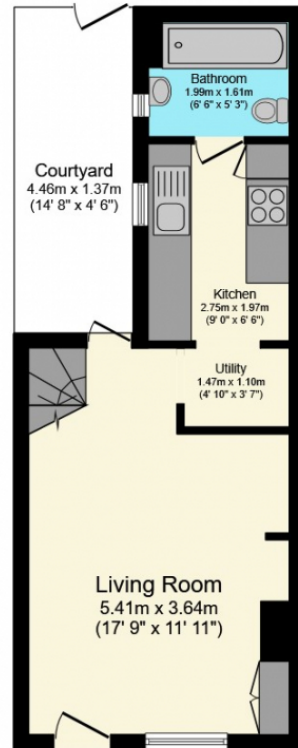
Outside you have a private courtyard area that gives access to the right of way before entering the large private fenced off garden which is low maintenance as is mainly laid to astro turf.

Excellent transport links within walking distance. Snodland train station is a 5 minute walk away. This station has a direct service to London which takes 45 minutes. You will also have easy access to the M2 and the M20 motorways and a good bus service

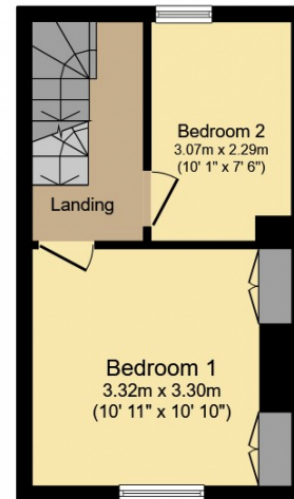
You are a short distance from the beautiful Leybourne Lake Country Park which boasts great outdoor activities and is perfect for peaceful countryside walks for all of the family.

Call today to arrange your appointment to view

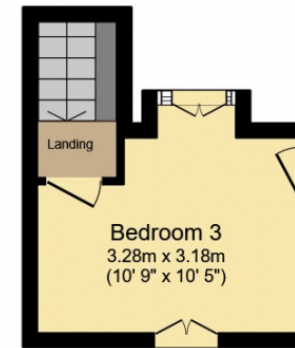




Ground Floor
Floor area 28.6 sq.m. (308
sq.ft.) approx



First Floor
Floor area 23.6 sq.m. (254
sq.ft.) approx



Second Floor
Floor area 12.2 sq.m. (131
sq.ft.) approx

Total floor area 64.4 sq.m. (693 sq.ft.) approx

This Floor Plan is for illustration purposes only and may not be representative of the property. The position and size of doors, windows and other features are approximate. Unauthorized reproduction prohibited. © PropertyBOX