



 **5**
Bedrooms

 **3**
Bathrooms

£65 - £110 pw
Sheffield Road, Barnsley, South Yorkshire

Newly refurbished property on a main street- Sheffield Road. Close to Barnsley Centre and on a direct bus route to Sheffield.
The Rooms include central heating and have recently been refurbished with brand new furniture; stunning shared bathroom and en suites. The stylish kitchen is fully equipped and has a washer, cooker, hob, large fridge and freezer. Council tax, water, gas, electricity and high-speed WiFi are all included with the rent.

Newly refurbished property on a main street- Sheffield Road. Close to Barnsley Centre and on a direct bus route to Sheffield.

The Rooms include central heating and have recently been refurbished with brand new furniture; stunning shared bathroom and en suites. The stylish kitchen is fully equipped and has a washer, cooker, hob, large fridge and freezer. Council tax, water, gas, electricity and high-speed WiFi are all included with the rent.

Room 1 is a double room(First on the left) This has been decorated to an extremely high standard with luxury furniture. In this room, there is a wardrobe, chest of drawers and a luxury double bed. The colour scheme is white with brand new grey carpet. All furnishings are included in this room. This particular room shares a bathroom with 2 other rooms. The colour scheme is white with a purple feature wall.

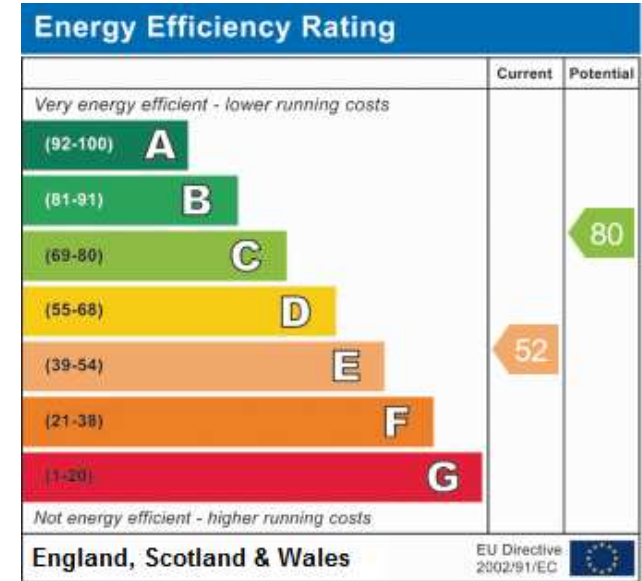
Room 2 is a double room(upstairs first on the left)This has been decorated to an extremely high standard with luxury furniture. In this room, there is a wardrobe, chest of drawers and a luxury double bed. A brand new en-suite has been fitted to high spec qualities. The colour scheme is white with a purple feature wall.

Room 3 is a single room. This has been decorated to an extremely high standard with luxury furniture. In this room, there is a chest of drawers and a luxury double bed. This particular room shares a bathroom with 2 other rooms.The colour scheme is white with a purple feature wall.

Room 4 is a double room(attic room)This has been decorated to an extremely high standard with luxury furniture. In this room, there is a wardrobe, chest of drawers and a luxury double bed.This particular room shares a bathroom with 2 other rooms.The colour scheme is white with a purple feature wall.

Room 5 is a double room in the basement with the access to the back garden. This has been decorated to an extremely high standard with luxury furniture. In this room, there is a wardrobe, chest of drawers and a luxury double bed. A brand new en-suite has been fitted to high spec qualities. The colour scheme is white with a purple feature wall.

£65 - £110 pw
Sheffield Road, Barnsley, South Yorkshire



Energy Performance Certificate

180, Sheffield Road, BARNSELEY, S70 4PD

Dwelling type: Mid-terrace house
Date of assessment: 02 June 2016
Date of certificate: 06 June 2016

Reference number: 0308-2882-7363-9106-6061
Type of assessment: RdSAP, existing dwelling
Total floor area: 98 m²

Use this document to:

- Compare current ratings of properties to see which properties are more energy efficient
- Find out how you can save energy and money by installing improvement measures

Estimated energy costs of dwelling for 3 years:	£ 4,200
Over 3 years you could save	£ 1,689

Estimated energy costs of this home			
	Current costs	Potential costs	Potential future savings
Lighting	£ 330 over 3 years	£ 186 over 3 years	
Heating	£ 3,522 over 3 years	£ 2,088 over 3 years	
Hot Water	£ 348 over 3 years	£ 237 over 3 years	
Totals	£ 4,200	£ 2,511	

These figures show how much the average household would spend in this property for heating, lighting and hot water and is not based on energy used by individual households. This excludes energy use for running appliances like TVs, computers and cookers, and electricity generated by microgeneration.

Energy Efficiency Rating

Rating	Score Range	Current	Potential
A	(92 plus)		
B	(81-91)		
C	(69-80)		
D	(55-68)		
E	(39-54)	52	
F	(21-38)		
G	(1-20)		

Very energy efficient - lower running costs

Not energy efficient - higher running costs

The graph shows the current energy efficiency of your home.

The higher the rating the lower your fuel bills are likely to be.

The potential rating shows the effect of undertaking the recommendations on page 3.

The average energy efficiency rating for a dwelling in England and Wales is band D (rating 60).

The EPC rating shown here is based on standard assumptions about occupancy and energy use and may not reflect how energy is consumed by individual occupants.

Top actions you can take to save money and make your home more efficient

Recommended measures	Indicative cost	Typical savings over 3 years
1 Room-in-roof insulation	£1,500 - £2,700	£ 840
2 Internal or external wall insulation	£4,000 - £14,000	£ 339
3 Floor insulation (suspended floor)	£800 - £1,200	£ 276

See page 3 for a full list of recommendations for this property.

To receive advice on what measures you can take to reduce your energy bills, visit www.simpleenergyadvice.org.uk or call freephone 0800 444202. The Green Deal may enable you to make your home warmer and cheaper to run.

Summary of this home's energy performance related features

Element	Description	Energy Efficiency
Walls	Solid brick, as built, no insulation (assumed)	★☆☆☆☆
	Sandstone or limestone, as built, no insulation (assumed)	★☆☆☆☆
Roof	Pitched, no insulation (assumed)	★☆☆☆☆
	Roof room(s), no insulation (assumed)	★☆☆☆☆
Floor	To unheated space, no insulation (assumed)	—
Windows	Fully double glazed	★★★☆☆
Main heating	Boiler and radiators, mains gas	★★★★☆
Main heating controls	Programmer, room thermostat and TRVs	★★★★☆
Secondary heating	Room heaters, mains gas	—
Hot water	From main system	★★★★☆
Lighting	Low energy lighting in 22% of fixed outlets	★★☆☆☆

Current primary energy use per square metre of floor area: 364 kWh/m² per year

The assessment does not take into consideration the physical condition of any element. 'Assumed' means that the insulation could not be inspected and an assumption has been made in the methodology based on age and type of construction.

See addendum on the last page relating to items in the table above.

Low and zero carbon energy sources

Low and zero carbon energy sources are sources of energy that release either very little or no carbon dioxide into the atmosphere when they are used. Installing these sources may help reduce energy bills as well as cutting carbon. There are none provided for this home.

Your home's heat demand







For most homes, the vast majority of energy costs derive from heating the home. Where applicable, this table shows the energy that could be saved in this property by insulating the loft and walls, based on typical energy use (shown within brackets as it is a reduction in energy use).

Heat demand	Existing dwelling	Impact of loft insulation	Impact of cavity wall insulation	Impact of solid wall insulation
Space heating (kWh per year)	18,977	(1,611)	N/A	(1,904)
Water heating (kWh per year)	2,229			

You could receive Renewable Heat Incentive (RHI) payments and help reduce carbon emissions by replacing your existing heating system with one that generates renewable heat, subject to meeting minimum energy efficiency requirements. The estimated energy required for space and water heating will form the basis of the payments. For more information, search for the domestic RHI on the www.gov.uk website.

Recommendations

The measures below will improve the energy performance of your dwelling. The performance ratings after improvements listed below are cumulative; that is, they assume the improvements have been installed in the order that they appear in the table. To receive advice on what measures you can take to reduce your energy bills, visit www.simpleenergyadvice.org.uk or call freephone 0800 444202. Before installing measures, you should make sure you have secured the appropriate permissions, where necessary. Such permissions might include permission from your landlord (if you are a tenant) or approval under Building Regulations for certain types of work.

Recommended measures	Indicative cost	Typical savings per year	Rating after improvement
Room-in-roof insulation	£1,500 - £2,700	£ 280	 D61
Internal or external wall insulation	£4,000 - £14,000	£ 113	 D65
Floor insulation (suspended floor)	£800 - £1,200	£ 92	 D68
Low energy lighting for all fixed outlets	£35	£ 40	 C69
Solar water heating	£4,000 - £6,000	£ 37	 C71
Solar photovoltaic panels, 2.5 kWp	£5,000 - £8,000	£ 251	 C80

Financial Support and the Green Deal

Green Deal Finance allows you to pay for some of the cost of your improvements in instalments under a Green Deal Plan (note that this is a credit agreement, but with instalments being added to the electricity bill for the property). The availability of a Green Deal Plan will depend upon your financial circumstances. There is a limit to how much Green Deal Finance can be used, which is determined by how much energy the improvements are estimated to **save** for a 'typical household'.

You may also be able to obtain support towards repairs or replacements of heating systems and/or basic insulation measures under the ECO scheme, provided that you are in receipt of qualifying benefits or tax credits. To learn more about this scheme and the rules about eligibility, visit www.simpleenergyadvice.org.uk or call freephone **0800 444202** for England and Wales.

About this document and the data in it

This document has been produced following an energy assessment undertaken by a qualified Energy Assessor, accredited by Stroma Certification. You can obtain contact details of the Accreditation Scheme at www.stroma.com.

A copy of this certificate has been lodged on a national register as a requirement under the Energy Performance of Buildings Regulations 2012 as amended. It will be made available via the online search function at www.epcregister.com. The certificate (including the building address) and other data about the building collected during the energy assessment but not shown on the certificate, for instance heating system data, will be made publicly available at www.opendatacommunities.org.

This certificate and other data about the building may be shared with other bodies (including government departments and enforcement agencies) for research, statistical and enforcement purposes. Any personal data it contains will be processed in accordance with the General Data Protection Regulation and all applicable laws and regulations relating to the processing of personal data and privacy. For further information about this and how data about the property are used, please visit www.epcregister.com. To opt out of having information about your building made publicly available, please visit www.epcregister.com/optout.

Assessor's accreditation number: STRO010466
Assessor's name: Nicola Corker
Phone number: 07568318197
E-mail address: nicolacorker@gmail.com
Related party disclosure: No related party

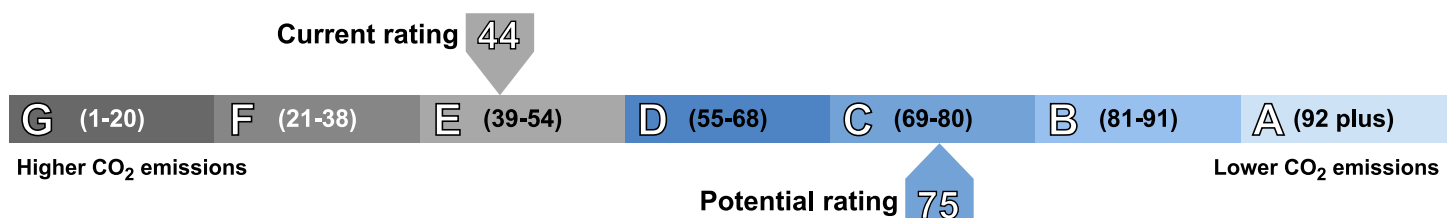
There is more information in the guidance document *Energy Performance Certificates for the marketing, sale and let of dwellings* available on the Government website at: www.gov.uk/government/collections/energy-performance-certificates. It explains the content and use of this document, advises on how to identify the authenticity of a certificate and how to make a complaint.

About the impact of buildings on the environment

One of the biggest contributors to global warming is carbon dioxide. The energy we use for heating, lighting and power in homes produces over a quarter of the UK's carbon dioxide emissions.

The average household causes about 6 tonnes of carbon dioxide every year. Based on this assessment, your home currently produces approximately 6.3 tonnes of carbon dioxide every year. Adopting the recommendations in this report can reduce emissions and protect the environment. If you were to install these recommendations you could reduce this amount by 3.6 tonnes per year. You could reduce emissions even more by switching to renewable energy sources.

The environmental impact rating is a measure of a home's impact on the environment in terms of carbon dioxide (CO₂) emissions based on standardised assumptions about occupancy and energy use. The higher the rating the less impact it has on the environment.



Addendum

This dwelling has stone walls and so requires further investigation to establish whether these walls are of cavity construction and to determine which type of cavity wall insulation is best suited.